

# Children & Young People's Services Scrutiny Committee

---

**15 November 2023**

**Performance Summary  
Report (key slides)**

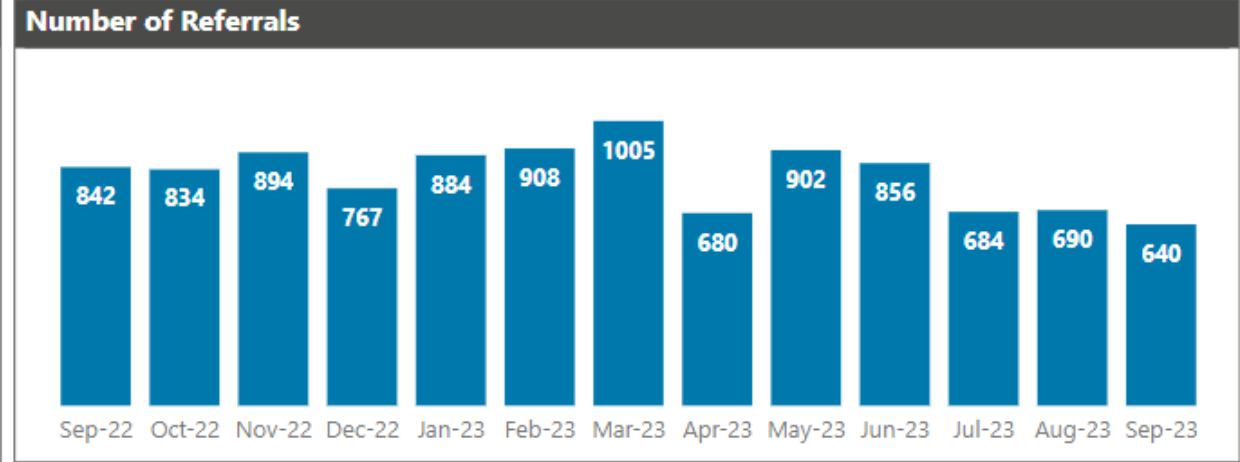
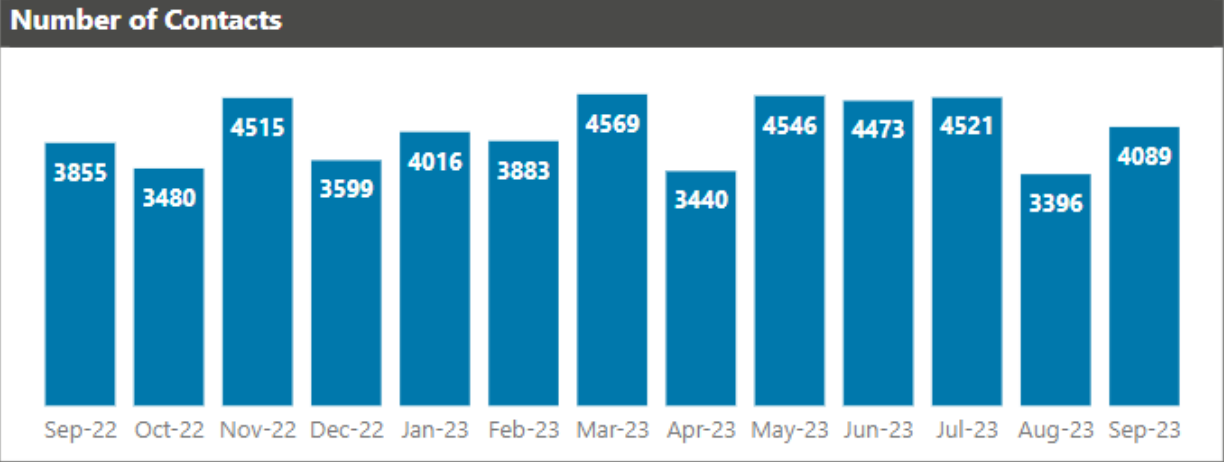
**to the end of  
September 2023**



# Contacts and Referrals



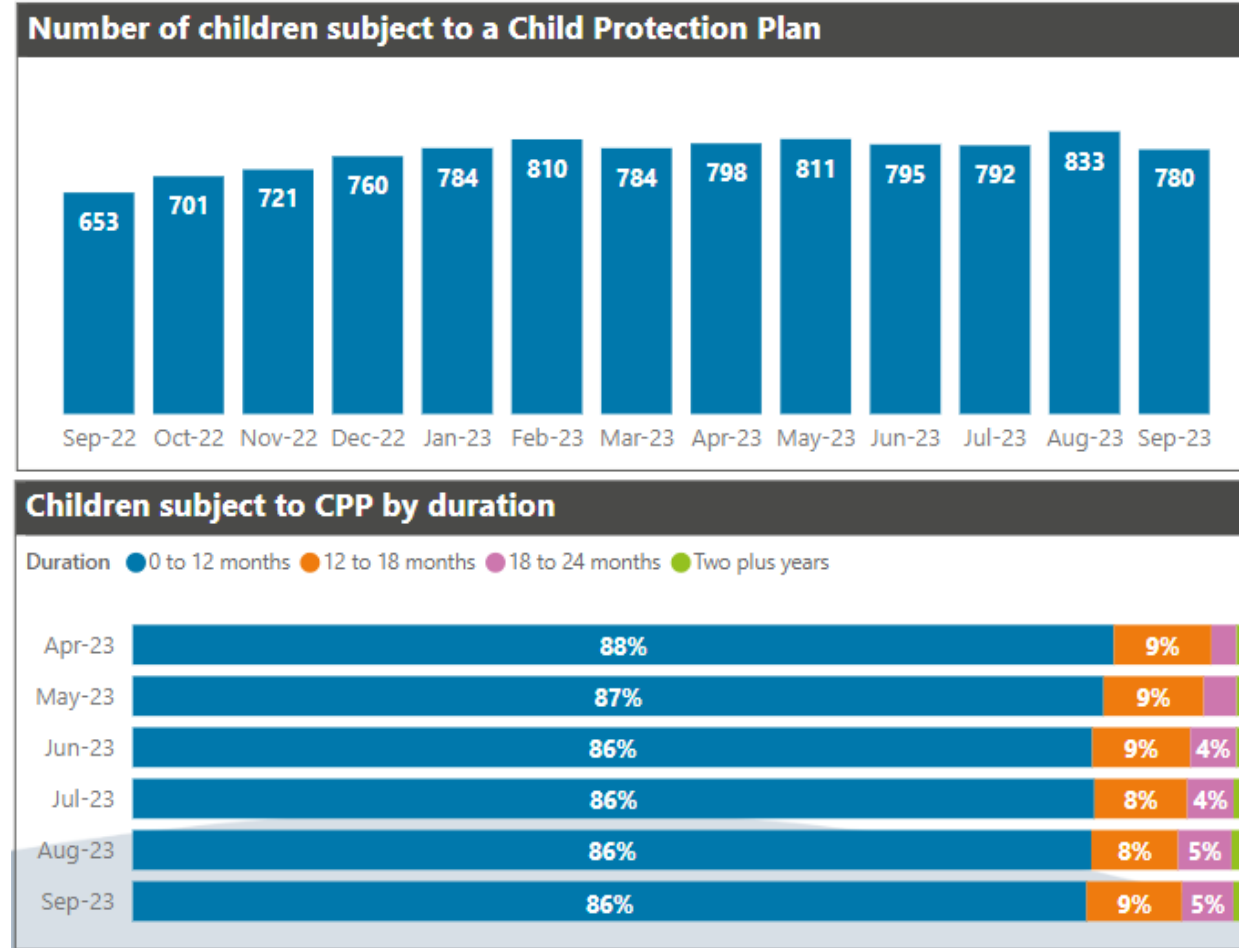
- ❑ Increase in Contacts (4089) and decrease in Referrals (640) in September 2023. **Rate of Referrals 2021/22 National: 538; Statistical Neighbours: 413; West Sussex – 528 (Rolling 12 months Oct-22 to Sep-23- 557)**
- ❑ Conversion rate from Contact to Referral has decreased to **16%** (640/4089)
- ❑ Timeliness of Contacts in 3 days stable with a slight decrease **93%** (3815/4089) (Rolling 12 months **95%** Oct-22 to Sep-23)
- ❑ Referrals completed within 1 working day stable with a slight decrease to **97%** (673/694) (Rolling 12 months **98%** Oct-22 to Sep-23)
- ❑ **CPIP HP2 155** children were re-referred to Children’s Social Care in Sep-23 (**24%**). **Statistical Neighbours 27% and National Re-Referrals 22% (21/22) – Rolling 12 months (Oct-22 to Sep-23) 27% South East Q1 23/24 – 29%**



# Child Protection Performance



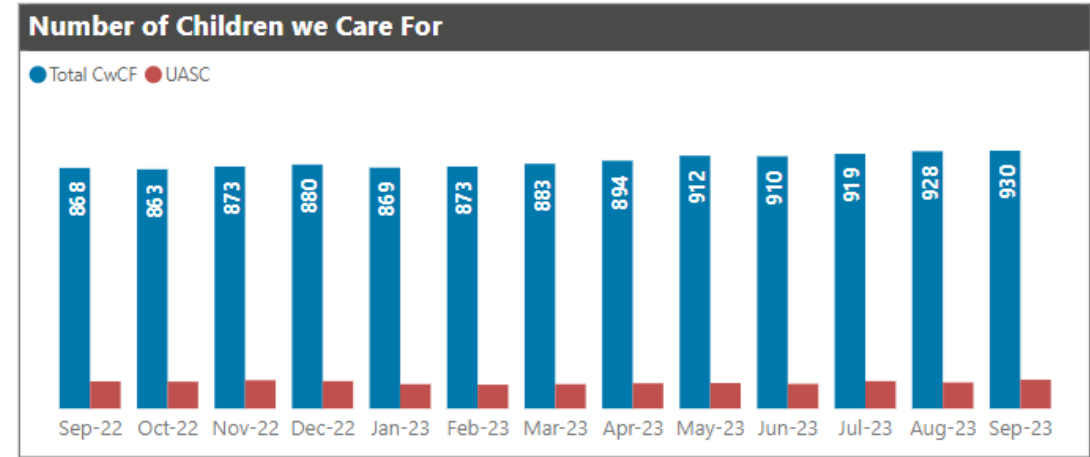
- ❑ Decrease in CP numbers in September 2023 to **780**; 1% (9 children) have been on a plan for more than 2 years.
- ❑ West Sussex Rate per 10,000 = **44.6** Statistical Neighbours 35 and England 42 (21/22) **SE Q1 23/24 - 44**
- ❑ **CPIP HP5** ICPC timeliness **52%** (31/60) **SN 83%** and England **80%** (21/22) **SE Q1 23/24 - 78%** (Rolling 12 months **75%** Oct-22 to Sep-23)
- ❑ RCPC timeliness **98%** (102/104) **SN 91%** and England **89%**(21/22) **SE Q1 23/24 - 90%** (Rolling 12 months **98%** (Oct-22 to Sep-23)
- ❑ Rolling 12 months: 948 children started on CPP of those 245 were for a second/subsequent time ever which is **26%**, and 17 were for a second/subsequent time within 12 months which is **2%**.



# Children We Care For



- Increase in the number of children we care for at **930** for end September 2023 (West Sussex rate = **53 Statistical Neighbours 50 and England 67 (21/22) SE Q1 23/24 – 58**)
- 104** UASC (11%)
- CPIP CP1 96%** (624/651) of Children We Care for have a care plan in place and **92%** (222/242) have a Pathway Plan in place
- 94%** (825/874) of Children we Care For had all of their reviews completed in time during the last 12 months.



**% of CwCF who had all their reviews in time during the last 12 month period**

% In Timescale	CwCF	In Timescale
94.4%	874	825

